


Dear caregivers,

We encourage you to read this surgery prep book to your child 3-5 (pre-school) or 5-7 (school-age) days prior to their procedure date so they can better retain this information and familiarize themselves with the process. If your child has a comfort item such as a blanket, stuffed animal, or sensory item, We encourage you to bring this with them to promote comfort while in the hospital. They can bring a comfort item back to the operating room with them to help them feel as safe and comfortable as possible.

-Wolfson Children's Child Life Team

Jude is going to the hospital for his procedure!

Wolfson Children's Hospital








1. Waiting room

When Jude gets to the hospital, he will check in and wait for his name to be called.

1. Waiting room

While Jude waits for his name to be called, he can watch a show on the tv with his parents!





When it is Jude's turn, he will get his height and weight checked. How tall do you think Jude is?

-Preop

2. Talking room

Next, Jude will go into the talking room and get his vitals checked. He will change into green hospital pajamas and comfy socks. Here, he will talk with his nurses and doctors. Do you know what vitals are?





Time to check Jude's vitals!

Jude's nurse will place a white bracelet on his arm. This wrap will feel like a short, tight squeeze on his arm

This is to check Jude's blood pressure.

Checking vitals

Jude's nurse will also place a red, flashlight Band-Aid on his finger! This will not hurt his finger and will be on super quick!


This is to check how well Jude is taking his deep breaths.



When it is Jude's turn, he will say "see you later" to his family. Next, he will ride his bed with wheels down the hallway to the sleep room. What sea animals do you think Jude will find on the walls?

Jude's parents will be waiting for him in the wake-up room, and he will see them soon

The River Hallway



3. Sleep room

This is the sleep room, where Jude will take big deep breaths through his sleep mask. This is where Jude will take his nap on the bed.



Jude takes his big deep breaths!


Jude will take big deep breaths through his sleep mask. His mask feels like a soft pillow on his face. He will count to 20, fall asleep, and take a nap.

Jude will not feel his procedure while he is asleep, and nothing will hurt. His doctors and nurses will keep him safe the whole time.




4. Wake up room

When Jude wakes up, he will see his family and get a popsicle, ice cream, or slushie! Which one do you think Jude will pick?



4. Wake up room

When Jude wakes up, he may feel a little sleepy, that is normal.



Great job Jude!

Jude did it, he is so brave and strong!! Jude is ready to go back home.

